



PVC - U DUCT PIPE AND ACCESSORIES

INTRODUCTION

Hepworth PME (Qatar) WLL was established in 2003 and is the leading manufacturer and supplier in Qatar of quality thermoplastic piping systems to the building & construction, civil engineering and industrial market sectors.

Hepworth PME (Qatar) WLL operates a management system based on ISO 9001, ISO 14001 and ISO 45001. In 2009 Hepworth PME (Qatar) WLL became the first plastic pipe manufacturer in Qatar to achieve "kitemark" third party certification on its soil & waste and drainage products, clearly demonstrating the company's commitment and dedication to supplying its customers with the highest quality piping systems.

Hepworth PME (Qatar) WLL products are manufactured to relevant British, European, ASTM and International Standards, quality, performance and reliability are the hallmarks synonymous with the Hepworth brand name and provide complete piping systems solutions incorporating pipes, fittings, manual and actuated valves, measurement and control systems and jointing equipment and accessories from a selected group of international manufacturers who further enhance the scope of supply to accommodate other aspects of water and gas flow management. Encompassing diverse fields such as irrigation to firefighting and district cooling to domestic water supply, complete systems and individual components can be sourced from one professional outlet.

Hepworth PME (Qatar) WLL has the following advantages:

- ✓ Quality of Products.
- ✓ Excellent Training and Technical support.
- ✓ Comprehensive range of pipes, fittings and accessories from a single source.
- ✓ Stringent and Independent Quality Control Unit.
- ✓ Substantial stock.
- ✓ Trustable Customer Service.
- ✓ Direct Delivery to your Site/Shop.
- ✓ Competitiveness.
- ✓ Specified by Consultants.
- ✓ Knowledge and Competence of Staff.



TABLE OF DIMENSIONS

DUCT PIPE DIN 8062:2009 STANDARD METRIC SIZE

SIZE	OD		WALL THICKNESS					
			CLASS 4		CLASS 6		CLASS 10	
			SDR 51 S 25		SDR 34.4 S 16.7		SDR 21 S 10	
MM	MIN	MAX	MIN	MAX	MIN	MAX	MIN	MAX
32	32.00	32.20					1.60	2.00
40	40.00	40.20					1.90	2.30
50	50.00	50.20			1.50	1.90	2.40	2.90
63	63.00	63.30			1.90	2.30	3.00	3.60
75	75.00	75.30	1.50	1.90	2.20	2.70	3.60	4.20
90	90.00	90.30	1.80	2.20	2.70	3.20	4.30	5.00
110	110.00	110.40	2.20	2.70	3.20	3.80	5.30	6.10
160	160.00	160.50	3.20	3.80	4.70	5.40	7.70	8.70
200	200.00	200.60	3.90	4.50	5.90	6.70	9.60	10.80
225	225.00	225.70	4.40	5.10	6.60	7.50	10.80	12.10
250	250.00	250.80	4.90	5.60	7.30	8.30	11.90	13.30
315	315.00	316.00	6.20	7.10	9.20	10.40	15.00	16.80

DUCT PIPE BS 3506 STANDARD INCH SIZE - DIMENSIONALLY

SIZE	OD		WALL THICKNESS							
			CLASS B		CLASS C		CLASS D		CLASS E	
			MIN	MAX	MIN	MAX	MIN	MAX	MIN	MAX
1	-	-	-	-	-	-	-	-	2.20	2.70
1 1/2	-	-	-	-	-	-	-	-	3.10	3.70
2	60.20	60.50	-	-	2.50	3.00	3.10	3.70	-	-
2 1/2	75.00	75.30	-	-	3.00	3.50	3.90	4.50	-	-
3	88.70	89.10	2.90	3.40	3.50	4.10	4.60	5.30	-	-
4	114.10	114.50	3.40	4.00	4.50	5.20	6.00	6.90	-	-
6	168.00	168.50	4.50	5.20	6.60	7.60	8.80	10.20	-	-
8	218.8	219.40	5.30	6.10	7.80	9.00	10.30	11.90	-	-
10	272.6	273.40	6.60	7.60	9.70	11.20	12.80	14.80	-	-
12	323.4	324.30	7.80	9.00	11.50	13.30	15.20	17.50	-	-

DUCT PIPE FOR ELECTRICAL & TELEPHONE CABLE

PRODUCT	OD		WALL THICKNESS	
	MM	MIN	MAX	MIN
54D Duct pipe	96.30	96.70	3.05	3.45
56D Duct pipe	56.30	56.70	3.05	3.45

Above pipe sizes are approved by Ooredoo and QNBN.

UPVC FOR ROAD CROSSING (KAHRAMAA)

PRODUCT	OD		WALL THICKNESS SN2 SDR 41	
	MM	MIN	MAX	MIN
110	110.0	110.3	3.2	3.8
160	160.0	160.4	4.0	4.6

Duct Pipe BS EN 1401 standard approved by Kahramaa.

NON-STANDARD DUCT PIPE

PRODUCT	OD		WALL THICKNESS	
	MM	MIN	MAX	MIN
110 Duct pipe	110.00	110.40	2.40	3.00
160 Duct pipe	160.00	160.40	3.60	4.00

Above pipe sizes are approved by Electrical Network Affairs of Kahramaa and QCS.

SPECIFICATIONS

Manufactured to dimensionally in according with DIN 8062 & BS 3506 STANDARD

Standard Lengths	: 6m. with socket (non standard lengths or diameters to special order)
Standard Colour	: Dark Grey and Black or to customer specification
Bends	: Long and short radius 22.5°, 45°, 90°
Cluster Bends	: To customer requirements
Junctions	: Square and swept tees, crosses and fittings, double sockets, bellmouths, end caps, clayware adaptors
Jointing	: Spigot and socket - dry fit or solvent cement for situations demanding sealed joints

PROPERTIES

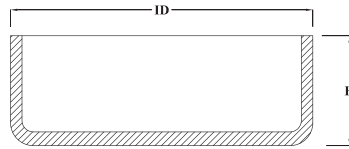
Specific Gravity	: 1.42
Vicat Softening Point	: 80°C
Inflammability	: Will not support combustion
Specific Heat	: 1.00 Kj / Kg /°C
Thermal Conductivity At 23°C	: 0.15 W / (mk)
E-modulus At 23 °C	: >2400 Nmm ²

APPLICATIONS

- Telephone Cables
- High Voltage Underground Cables
- Street and Housing Power Supplies
- Piped T.V. and Radio
- Factory and Industrial Applications
- Sheeting of Water and Gas Services
- Road Crossing
- Traffic Signal

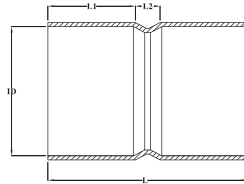
PRODUCT LIST

DUCT END CAPS



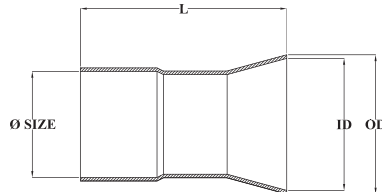
Ø / SIZE	ID	H
2" C / 56	60.5 / 54	30
3" C / 54D	89.5 / 96.7	30
4" C / 110mm	114.5 / 110	30
6" C / 160mm	168.5 / 160	40
8" C / 200mm	219.4 / 200	45

DUCT SOCKETS



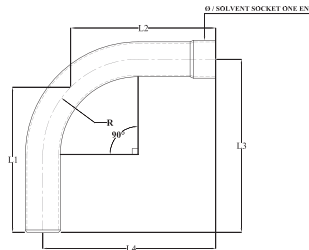
Ø / SIZE	ID	L	L1	L2
2" C / 56	60.5 / 54	116.5	50	14
3" C / 54D	89.5 / 96.7	162	65	30
4" C / 110mm	114.5 / 110	172	76	24
6" C / 160mm	168.5 / 160	258	116	34
8" C / 200mm	219.4 / 200	294	132	45

DUCT BELLMOUTHS



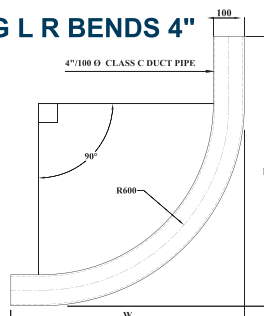
Ø / SIZE	OD	ID	L	WT
2" C / 56	117	110	169	3.5 / 1.63
3" C / 54D	168	161.5	222	3.5 / 3.45
4" C / 110mm	212	201	265	4 / 3.40
6" C / 160mm	265	250.5	340	5.00
8" C / 200mm	332	315	370	6.25

DUCT 90/45° L R BENDS



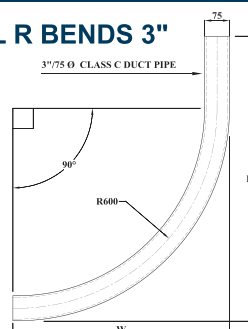
Ø / SIZE	L1	L2	L3	L4	R
1"	220	220	280	280	200
1 1/2"	310	310	400	400	300
2" C / 56	481	481	567	567	300
3" C / 54D	638	638	755	755	400
4" C / 110mm	626	626	683	683	400
6" C / 160mm	699	699	717	717	400
8" C / 200mm	914	914	1090	1090	600

DUCT 90° STREET LIGHTING L R BENDS 4"



POLE	Ø	RADIUS	H	W
12 Mtr.	4" CLASS C	600mm	1050mm	600mm
14 Mtr.	4" CLASS C	600mm	1050mm	600mm
16/18 Mtr.	4" CLASS C	600mm	1070mm	600mm
25 Mtr.	4" CLASS C	600mm	1150mm	1150mm

DUCT 90° STREET LIGHTING L R BENDS 3"



POLE	Ø	RADIUS	H	W
3.5 Mtr.	3" CLASS C	600mm	700mm	600mm
5 Mtr.	3" CLASS C	600mm	700mm	600mm
6 Mtr.	3" CLASS C	600mm	1050mm	600mm
8 Mtr.	3" CLASS C	600mm	1050mm	600mm
10 Mtr.	3" CLASS C	600mm	1050mm	600mm

NEMA PIPES

CONDUIT PIPES

Hepworth PME (Qatar) WLL produces a range of upvc schedule 40 and schedule 80 ducts in sizes 1/2" to 8" that are in accordance with NEMA TC-2 standard and fittings are accordance with NEMA TC-3 standard. The conduits are suitable for above or below ground installations. The ducts meet and exceed all the mechanical and performance requirement of the NEMA TC2.

GENERAL PROPERTIES

1. Fully compliant to NEMA TC-2
2. Ultraviolet protected
3. High impact and deformation properties
4. Solvent cement joints with deep sockets
5. Can be supplied in various lengths as per customer requirements
6. Smooth solid wall
7. Produced under an ISO 9001:2015 Quality Assurance System

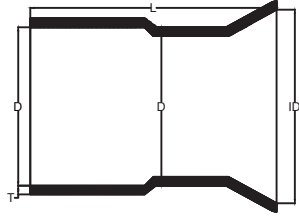
Mechanical Properties	Value
Specific Gravity	1.4 - 1.7
Tensile Strength (psi) @ 73.4 °F	5,000
Izod Impact - ft lbs/in of notch	0.65 - 1.50
Flexural Strength (psi)	12,500
Comprehensive Strength (psi)	9,000
Hardness (Durometer D)	95



National Electrical Manufacturers Association NEMA TC-2						
Nominal Size inch	Outside Diameter (mm)		Wall Thickness (mm)			
			*EPC 40		*EPC 80	
	Min	Max	Min	Max	Min	Max
1/2	21.24	21.44	2.77	3.28	3.73	4.24
3/4	26.57	26.77	2.87	3.38	3.91	4.42
1	33.27	33.53	3.38	3.89	4.55	5.08
1-1/4	42.03	42.29	3.56	4.06	4.85	5.43
1-1/2	48.11	48.41	3.68	4.19	5.08	5.69
2	60.17	60.47	3.91	4.42	5.54	6.20
2-1/2	72.84	73.20	5.16	5.77	7.01	7.85
3	88.70	89.10	5.49	6.15	7.62	8.53
3- 1/2	100.33	102.87	5.74	6.42	8.08	9.04
4	114.07	114.53	6.02	6.73	8.56	9.58
5	141.05	141.55	6.55	7.34	9.52	10.67
6	168.00	168.56	7.11	7.98	10.97	12.29
8	218.70	219.46	8.18	9.17	12.70	14.22
*EPC-40	Electrical Plastic Conduit - Designed for normal duty application					
*EPC-80	Electrical Plastic Conduit - Designed for heavy duty application					

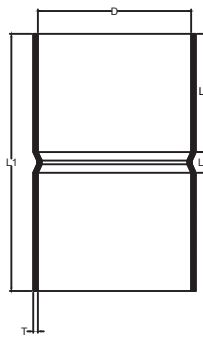
NEMA FITTINGS

uPVC DUCT SCH 80/40 BELLMOUTH



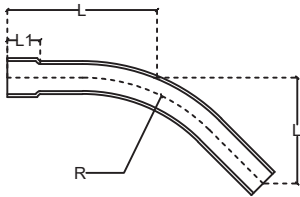
SIZE (D)	L	ID	T	
			SCH 80	SCH 40
2"	140	77	5.54-6.20	3.91-4.42
2 1/2"	150	80	7.01-7.85	5.16-5.77
3"	180	150	7.62-8.53	5.49-6.15
3 1/2"	180	150	5.74-6.42	8.08-9.04
4"	180	150	8.56-9.58	6.02-6.73
6"	280	200	10.97-12.29	7.11-7.97
8"	300	220	8.18-9.14	12.7-14.22

uPVC DUCT SCH 40/80 SOCKET



D	L	L1	L2	T	
				SCH 80	SCH 40
2"	100	45	10	5.54-6.20	3.91-4.42
2 1/2"	110	50	10	7.01-7.85	5.16-5.77
3"	180	80	20	7.62-8.53	5.49-6.15
3 1/2"	180	80	20	8.08-9.04	5.74-6.42
4"	180	80	20	8.56-9.58	6.02-6.73
6"	280	120	40	10.97-12.29	7.11-7.97
8"	300	130	45	12.7-14.22	8.18-9.17

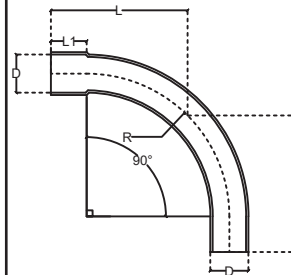
uPVC DUCT SCH 40/80 NEMA LONG RADIUS 45° BEND



D	L	L1*	R
2"	500	36	300
3"	500	51	300
4"	500	63	300
6"	550	90	400

*MINIMUM VALUE AS PER THE STANDARD

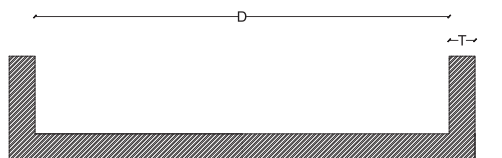
uPVC DUCT SCH 40/80 NEMA LONG RADIUS 90° BEND






D	L	L1*	R
2"	300	36	300
3"	350	51	300
4"	350	63	300
6"	450	90	400

*MINIMUM VALUE AS PER THE STANDARD

uPVC DUCT NEMA SCH 40/80 END CAP



D	L	T
2"	30	1.5
2 1/2"	30	1.5
3"	30	3
3 1/2"	30	3
4"	30	3
6"	30	3.6
8"	30	3.6



Hepworth PME (Qatar) WLL

PO Box 50207
Light Industries Area
Mesaieed, Qatar
Tel No: 4405 8111
Fax No: 4405 8100

Doha Showroom:

Old Salata Souq (Near Sana Signal)
Tel No: 4405 8125

Email: info@hepworth.qa

www.hepworth.qa